

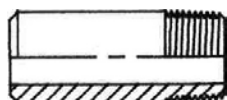
RACCORDS SERIE 3000

3000 POUNDS SERVICE
COUPLINGS

Toutes ces pièces filetées, ou taraudées NPT sont acier zingué (sauf manchettes et raccords union).

All these pieces are NPT threaded.
Construction : Steel.

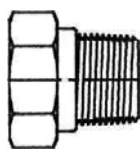
Manchettes à souder* :



Screw end x Butt weld end fittings* :

1/2"	3/4"	1"	1" 1/4
MAN15	MAN20	MAN25	MAN32
1" 1/2	2"	3"	
MAN40	MAN50	MAN80	

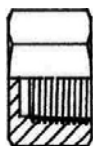
Bouchons mâles :



Male plugs :

1/4"	3/8"	1/2"	3/4"
BM6	BM10	BM15	BM20
1"	1" 1/4	1" 1/2	2"
BM25	BM32	BM40	BM50
3"			
BM80			

Bouchons femelles :



Female plugs :

3/8"	1/2"	3/4"	1"
BF10	BF15	BF20	BF25

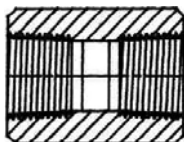
Demi-manchons à souder :



Half screw end couplings :

1/4"	3/8"	1/2"	3/4"
DMN6	DMN10	DMN15	DMN20
1"	1" 1/4	1" 1/2	2"
DMN25	DMN32	DMN40	DMN50

Manchons :



Screw end couplings :

1/4"	3/8"	1/2"	3/4"
MN6	MN10	MN15	MN20
1"	1" 1/4	1" 1/2	2"
MN25	MN32	MN40	MN50

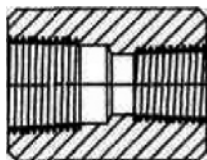
* Manchettes à souder shedule 80

Longueur : 50 mm : 1/2"
60 mm : 3/4"
80 mm : 1"; 1" 1/4
100 mm : 1" 1/2; 2"; 3"

* Shedule 80

Length : 50 mm : 1/2"
60 mm : 3/4"
80 mm : 1"; 1" 1/4
100 mm : 1" 1/2; 2"; 3"

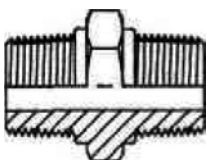
Manchons réduits :



Screw end reducing couplings :

1/4" x 3/8"	1/2" x 1/4"	1/2" x 3/8"	3/4" x 1/4"
MNR106	MNR156	MNR1510	MNR206
3/4" x 1/2"	1" x 1/4"	1" x 1/2"	1" x 3/4"
MNR2015	MNR256	MNR2515	MNR2520
1" 1/4 x 1/2"	1" 1/4 x 3/4"	1" 1/4 x 1"	1" 1/2 x 3/4"
MNR3215	MNR3220	MNR3225	MNR4020
1" 1/2 x 1"	1" 1/2 x 1" 1/4	2" x 1"	2" x 1" 1/4
MNR4025	MNR4032	MNR5025	MNR5032
2" x 1" 1/2			
MNR5040			

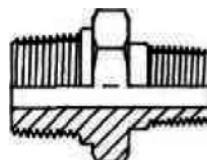
Mamelons :



Nipples :

1/4"	3/8"	1/2"	3/4"
MM6	MM10	MM15	MM20
1"	1" 1/4	1" 1/2	2"
MM25	MM32	MM40	MM50

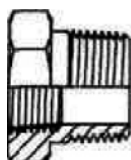
Mamelons réduits :



Reducing nipples :

3/8" x 1/4"	1/2" x 1/4"	1/2" x 3/8"	3/4" x 3/8"
MMR106	MMR156	MMR1510	MMR2010
3/4" x 1/4"	3/4" x 1/2"	1" x 1/2"	1" x 3/4"
MMR206	MMR2015	MMR2515	MMR2520
1" 1/4 x 3/4"	1" 1/4 x 1"	1" 1/2 x 1"	1" 1/2 x 1" 1/4
MMR3220	MMR3225	MMR4025	MMR4032
2" x 1" 1/2			
MMR5040			

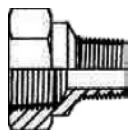
Réductions mâle x femelle :



Male x Female bushings :

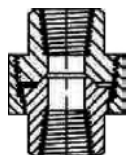
1/4" x 1/8"	3/8" x 1/4"	1/2" x 1/8"	1/2" x 1/4"
RMF63	RMF106	RMF153	RMF156
1/2" x 3/8"	3/4" x 1/4"	3/4" x 1/2"	1" x 3/8"
RMF1510	RMF206	RMF2015	RMF2510
1" x 1/4"	1" x 1/2"	1" x 3/4"	1" 1/4 x 1/2"
RMF256	RMF2515	RMF2520	RMF3215
1" 1/4 x 3/4"	1" 1/4 x 1"	1" 1/2 x 3/4"	1" 1/2 x 1"
RMF3220	RMF3225	RMF4020	RMF4025
1" 1/2 x 1" 1/4	2" x 3/4"	2" x 1"	2" x 1" 1/4
RMF4032	RMF5020	RMF5025	RMF5032
2" x 1" 1/2			
RMF5040			

Réductions Femelle x Mâle :



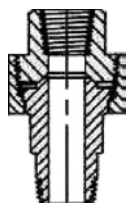
1/2" x 1/4"	3/4" x 1/2"	1" x 3/4"	1" 1/4 x 1"
RFM1506	RFM2015	RFM2520	RFM3225
1" 1/2 x 1" 1/4			
RFM4032			

Female x Male bushings :

Raccords union Femelle x
Femelle :

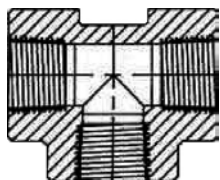
1/4"	3/8"	1/2"	3/4"
UFF6	UFF10	UFF15	UFF20
1"	1" 1/4	1" 1/2	2"
UFF25	UFF32	UFF40	UFF50

Female x Female unions :

Raccords union Mâle x
Femelle :

1/4"	3/8"	1/2"	3/4"
UMF6	UMF10	UMF15	UMF20
1"	1" 1/4	1" 1/2	2"
UMF25	UMF32	UMF40	UMF50

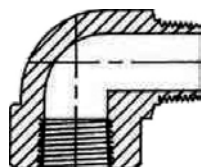
Male x Female union :

Tes Femelle x Femelle x
Femelle :

1/4"	3/8"	1/2"	3/4"
TEF6	TEF10	TEF15	TEF20
1"	1" 1/4	1" 1/2	2"
TEF25	TEF32	TEF40	TEF50

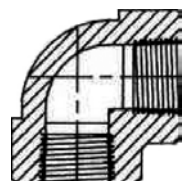
Female x Female x Female
tees :

Coudes Mâle x Femelle 90° :



1/4"	3/8"	1/2"	3/4"
CMF6	CMF10	CMF15	CMF20
1"	1" 1/4	1" 1/2	2"
CMF25	CMF32	CMF40	CMF50

90° Male x Female elbows :

Coudes Femelle x Femelle
90° :

1/4"	3/8"	1/2"	3/4"
CFF6	CFF10	CFF15	CFF20
1"	1" 1/4	1" 1/2	2"
CFF25	CFF32	CFF40	CFF50

90° Female x Female
elbows: