

RACCORDS SERIE 3000/6000

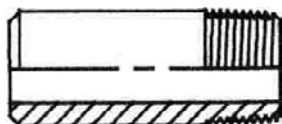
3000/6000 POUNDS SERVICE COUPLINGS

Toutes ces pièces filetées, ou taraudées **NPT** sont acier zingué (sauf manchettes, raccords union ou pièces à souder).

All these pieces are **NPT** threaded.
Construction : Steel.

**Manchette mâle (NPT) x
à souder (BW) :**
(Shedule 80)

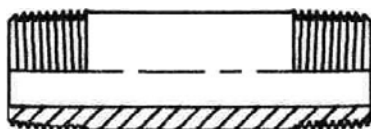
**Screw end (NPT) x Butt weld
end fittings :** (Shedule 80)



M 1/8" x BW	M 1/4" x BW	M 3/8" x BW	M 1/2" x BW	M 3/4" x BW	M 1" x BW
-	MAN08L050	MAN10L050	MAN15L050	MAN20L050	MAN25L050
MAN06L075	MAN08L075	MAN10L075	MAN15L075	MAN20L075	MAN25L075
MAN06L100	MAN08L100	MAN10L100	MAN15L100	MAN20L100	MAN25L100
-	-	-	MAN15L125	MAN20L125	-
-	MAN08L150	MAN10L150	MAN15L150	MAN20L150	MAN25L150
-	-	MAN10L200	MAN15L200	MAN20L200	MAN25L200
M 1"1/4 x BW	M 1"1/2 x BW	M 2" x BW			
-	-	-			
MAN32L075	MAN40L075	MAN50L075			
MAN32L100	MAN40L100	MAN50L100			
-	-	-			
MAN32L150	MAN40L150	MAN50L150			
-	MAN40L200	MAN50L200			

**Manchette mâle x mâle
(NPT) :** (Shedule 80)

**Male x male pipe nipple
(NPT) :** (Shedule 80)



M x M 1/8"	M x M 1/4"	M x M 3/8"	M x M 1/2"	M x M 3/4"	M x M 1"
MANMM06L050	MANMM08L050	MANMM10L050	MANMM15L050	MANMM20L050	MANMM25L050
MANMM06L075	MANMM08L075	MANMM10L075	MANMM15L075	MANMM20L075	MANMM25L075
MANMM06L100	MANMM08L100	MANMM10L100	MANMM15L100	MANMM20L100	MANMM25L100
-	-	MANMM10L125	MANMM15L125	MANMM20L125	MANMM25L125
-	MANMM08L150	MANMM10L150	MANMM15L150	MANMM20L150	MANMM25L150
-	MANMM08L200	MANMM10L200	MANMM15L200	MANMM20L200	MANMM25L200
M x M 1"1/4	M x M 1"1/2	M x M 2"			
-	-	-			
MANMM32L075	MANMM40L075	MANMM50L075			
MANMM32L100	MANMM40L100	MANMM50L100			
MANMM32L125	MANMM40L125	-			
MANMM32L150	MANMM40L150	MANMM50L150			
MANMM32L200	MANMM40L200	MANMM50L200			

RACCORDS SERIE 3000/6000

3000/6000 POUNDS SERVICE COUPLINGS

Manchon taraudé
zingué (NPT) séries
3000 ou 6000 :



Screw end couplings
3000 or 6000 series :

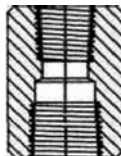
F 1/8" X F 1/8"	F 1/4" X F 1/4"	F 3/8" X F 3/8"	F 1/2" X F 1/2"	F 3/4" X F 3/4"	F 1" X F 1"
MN06Z	MN08Z	MN10Z	MN15Z	MN20Z	MN25Z
MN06-6000Z	MN08-6000Z	MN10-6000Z	MN15-6000Z	MN20-6000Z	MN25-6000Z
F 1"1/4 X F 1"1/4	F 1"1/2 X F 1"1/2	F 2" X F 2"	F 2"1/2 X F 2"1/2	F 3" X F 3"	F 4" X F 4"
MN32Z	MN40Z	MN50Z	MN65Z	MN80Z	MN100Z
MN32-6000Z	MN40-6000Z	MN50-6000Z	MN65-6000Z	MN80-6000Z	MN100-6000Z

Manchon femelle (SW)
séries 3000 ou 6000 :

Screw end couplings (SW)
3000 or 6000 series :

F SW 1/8" X F SW 1/8"	F SW 1/4" X F SW 1/4"	F SW 3/8" X F SW 3/8"	F SW 1/2" X F SW 1/2"	F SW 3/4" X F SW 3/4"	F SW 1" X F SW 1"
MN06SW	MN08SW	MN10SW	MN15SW	MN20SW	MN25SW
-	MN08SW-6000	MN10SW-6000	MN15SW-6000	MN20SW-6000	MN25SW-6000
F SW 1"1/4 X F SW 1"1/4	F SW 1"1/2 X F SW 1"1/2	F SW 2" X F SW 2"	F SW 2"1/2 X F SW 2"1/2	F SW 3" X F SW 3"	F SW 4" X F SW 4"
MN32SW	MN40SW	MN50SW	MN65SW	MN80SW	MN100SW
MN32SW-6000	MN40SW-6000	MN50SW-6000	MN65SW-6000	MN80SW-6000	MN100SW-6000

Manchon réduit taraudé zingué (NPT)
séries 3000 ou 6000 :



Screw end reducing couplings
3000 or 6000 series :

F 1/4" X F 1/8"	F 3/8" X F 1/8"	F 3/8" X F 1/4"	F 1/2" X F 1/8"	F 1/2" X F 1/4"	F 1/2" X F 3/8"
MNR0806Z	MNR1006Z	MNR1008Z	MNR1506Z	MNR1508Z	MNR1510Z
MNR0806-6000Z	-	MNR1008-6000Z	-	MNR1508-6000Z	MNR1510-6000Z
F 3/4" X F 1/8"	F 3/4" X F 1/4"	F 3/4" X F 3/8"	F 3/4" X F 1/2"	F 1" X F 1/4"	F 1" X F 3/8"
MNR2006Z	MNR2008Z	MNR2010Z	MNR2015Z	MNR2508Z	MNR2510Z
-	MNR2008-6000Z	MNR2010-6000Z	MNR2015-6000Z	MNR2508-6000Z	MNR2510-6000Z
F 1" X F 1/2"	F 1" X F 3/4"	F 1"1/4 X F 1/2"	F 1"1/4 X F 3/4"	F 1"1/4 X F 1"	F 1"1/2 X F 1/4"
MNR2515Z	MNR2520Z	MNR3215Z	MNR3220Z	MNR3225Z	MNR4008Z
MNR2515-6000Z	MNR2520-6000Z	MNR3215-6000Z	MNR3220-6000Z	MNR3225-6000Z	MNR4008-6000Z
F 1"1/2 X F 3/8"	F 1"1/2 X F 1/2"	F 1"1/2 X F 3/4"	F 1"1/2 X F 1"	F 1"1/2 X F 1"1/4"	F 2" X F 1/4"
MNR4010Z	MNR4015Z	MNR4020Z	MNR4025Z	MNR4032Z	-
-	MNR4015-6000Z	MNR4020-6000Z	MNR4025-6000Z	MNR4032-6000Z	MNR5008-6000Z
F 2" X F 1/2"	F 2" X F 3/4"	F 2" X F 1"	F 2" X F 1"1/4	F 2" X F 1"1/2	F 2"1/2 X F 1/2"
MNR5015Z	MNR5020Z	MNR5025Z	MNR5032Z	MNR5040Z	MNR6515Z
MNR5015-6000Z	MNR5020-6000Z	MNR5025-6000Z	MNR5032-6000Z	MNR5040-6000Z	-
F 2"1/2 X F 3/4"	F 2"1/2 X F 1"	F 2"1/2 X F 1"1/4	F 2"1/2 X F 1"1/2	F 2"1/2 X F 2"	F 3" X F 1/2"
-	MNR6525Z	MNR6532Z	MNR6540Z	MNR6550Z	MNR8015Z
MNR6520-6000Z	-	-	MNR6540-6000Z	MNR6550-6000Z	-
F 3" X F 1"	F 3" X F 1"1/4	F 3" X F 1"1/2	F 3" X F 2"	F 3" X F 2"1/2	F 4" X F 1"1/2
MNR8025Z	MNR8032Z	MNR8040Z	MNR8050Z	MNR8065Z	MNR10040Z
MNR8025-6000Z	-	MNR8040-6000Z	MNR8050-6000Z	MNR8065-6000Z	-
F 4" X F 2"	F 4" X F 2"1/2	F 4" X F 3"			
MNR10050Z	MNR10065Z	MNR10080Z			
-	-	-			

RACCORDS SERIE 3000/6000

3000/6000 POUNDS SERVICE COUPLINGS

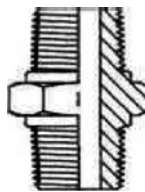
Demi-manchon à souder
femelle NPT x femelle SW
séries 3000 ou 6000 :



F 1/8" X F SW 1/8"	F 1/4" X F SW 1/4"	F 3/8" X F SW 3/8"	F 1/2" X F SW 1/2"	F 3/4" X F SW 3/4"	F 1" X F SW 1"
DMN06	DMN08	DMN10	DMN15	DMN20	DMN25
DMN06-6000	DMN08-6000	DMN10-6000	DMN15-6000	DMN20-6000	DMN25-6000
F 1"1/4 X F SW 1"1/4	F 1"1/2 X F SW 1"1/2	F 2" X F SW 2"	F 2"1/2 X F SW 2"1/2	F 3" X F SW 3"	F 4" X F SW 4"
DMN32	DMN40	DMN50	DMN65	DMN80	DMN100
DMN32-6000	DMN40-6000	DMN50-6000	DMN65-6000	-	-

Half screw end couplings
female NPT x female SW
3000 or 6000 series :

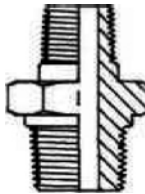
Mamelon zingué (NPT)
séries 3000 ou 6000 :



Nipples (NPT) 3000 or 6000
series :

M 1/8" X M 1/8"	M 1/4" X M 1/4"	M 3/8" X M 3/8"	M 1/2" X M 1/2"	M 3/4" X M 3/4"	M 1" X M 1"
MM06Z	MM08Z	MM10Z	MM15Z	MM20Z	MM25Z
MM06-6000Z	MM08-6000Z	MM10-6000Z	MM15-6000Z	MM20-6000Z	MM25-6000Z
M 1"1/4 X M 1"1/4	M 1"1/2 X M 1"1/2	M 2" X M 2"	M 2"1/2 X M 2"1/2	M 3" X M 3"	M 4" X M 4"
MM32Z	MM40Z	MM50Z	MM65Z	MM80Z	MM100Z
MM32-6000Z	MM40-6000Z	MM50-6000Z	MM65-6000Z	MM80-6000Z	MM100-6000Z

Mamelon réduit zingué
(NPT) séries 3000 ou
6000 :



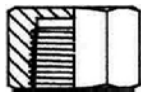
Reducing nipples (NPT)
3000 or 6000 series :

M 1/4" X M 1/8"	M 3/8" X M 1/8"	M 3/8" X M 1/4"	M 1/2" X M 1/8"	M 1/2" X M 1/4"	M 1/2" X M 3/8"
MMR0806Z	MMR1006Z	MMR1008Z	MMR1506Z	MMR1508Z	MMR1510Z
MMR0806-6000Z	-	MMR1008-6000Z	-	MMR1508-6000Z	MMR1510-6000Z
M 3/4" X M 1/4"	M 3/4" X M 3/8"	M 3/4" X M 1/2"	M 1" X M 1/4"	M 1" X M 3/8"	M 1" X M 1/2"
MMR2008Z	MMR2010Z	MMR2015Z	MMR2508Z	MMR2510Z	MMR2515Z
MMR2008-6000Z	MMR2010-6000Z	MMR2015-6000Z	MMR2508-6000Z	MMR2510-6000Z	MMR2515-6000Z
M 1" X M 3/4"	M 1"1/4 X M 1/4"	M 1"1/4 X M 3/8"	M 1"1/4 X M 1/2"	M 1"1/4 X M 3/4"	M 1"1/4 X M 1"
MMR2520Z	MMR3208Z	MMR3210Z	MMR3215Z	MMR3220Z	MMR3225Z
MMR2520-6000Z	-	-	MMR3215-6000Z	MMR3220-6000Z	MMR3225-6000Z
M 1"1/2 X M 1/4"	M 1"1/2 X M 3/8"	M 1"1/2 X M 1/2"	M 1"1/2 X M 3/4"	M 1"1/2 X M 1"	M 1"1/2 X M 1"1/4
MMR4008Z	MMR4010Z	MMR4015Z	MMR4020Z	MMR4025Z	MMR4032Z
-	-	MMR4015-6000Z	MMR4020-6000Z	MMR4025-6000Z	MMR4032-6000Z
M 2" X M 1/4"	M 2" X M 3/8"	M 2" X M 1/2"	M 2" X M 3/4"	M 2" X M 1"	M 2" X M 1"1/4
MMR5008Z	MMR5010Z	MMR5015Z	MMR5020Z	MMR5025Z	MMR5032Z
-	-	MMR5015-6000Z	MMR5020-6000Z	MMR5025-6000Z	MMR5032-6000Z
M 2" X M 1"1/2					
MMR5040Z					
MMR5040-6000Z					

RACCORDS SERIE 3000/6000

3000/6000 POUNDS SERVICE COUPLINGS

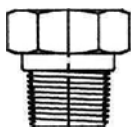
**Bouchon tête ronde
femelle zingué (NPT)
séries 3000 ou 6000 :**



**Female plugs (NPT)
3000 or 6000 series :**

F 1/8"	F 1/4"	F 3/8"	F 1/2"	F 3/4"	F 1"
BF06Z	BF08Z	BF10Z	BF15Z	BF20Z	BF25Z
BF06-6000Z	BF08-6000Z	BF10-6000Z	BF15-6000Z	BF20-6000Z	BF25-6000Z
F 1"1/4	F 1"1/2	F 2"	F 2"1/2	F 3"	F 4"
BF32Z	BF40Z	BF50Z	BF65Z	BF80Z	BF100Z
BF32-6000Z	BF40-6000Z	BF50-6000Z	BF65-6000Z	BF80-6000Z	-


**Bouchon tête hexagonale
mâle zingué (NPT)
séries 3000 & 6000 :**



**Male plugs (NPT)
3000 & 6000 series :**

M 1/8"	M 1/4"	M 3/8"	M 1/2"	M 3/4"	M 1"
BM06Z	BM08Z	BM10Z	BM15Z	BM20Z	BM25Z
M 1"1/4	M 1"1/2	M 2"	M 2"1/2	M 3"	M 4"
BM32Z	BM40Z	BM50Z	BM65Z	BM80Z	BM100Z

**Croix taraudée
femelle zinguée
(NPT) séries 3000
ou 6000 :**



**Female cross (NPT)
3000 or 6000 series :**

F X F X F X F 1/4"	F X F X F X F 3/8"	F X F X F X F 1/2"	F X F X F X F 3/4"	F X F X F X F 1"	F X F X F X F 1"1/4
CR08Z	CR10Z	CR15Z	CR20Z	CR25Z	CR32Z
CR08-6000Z	CR10-6000Z	CR15-6000Z	CR20-6000Z	CR25-6000Z	CR32-6000Z
F X F X F X F 1"1/2	F X F X F X F 2"				
CR40Z	CR50Z				
CR40-6000Z	-				

**Croix à souder femelle (SW)
séries 3000 ou 6000 :**

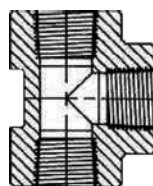
**Female cross (SW)
3000 or 6000 series :**

F X F X F X F 1/4" SW	F X F X F X F 3/8" SW	F X F X F X F 1/2" SW	F X F X F X F 3/4" SW	F X F X F X F 1" SW	F X F X F X F 1"1/4 SW
CR08SW	CR10SW	CR15SW	CR20SW	CR25SW	CR32SW
CR08SW-6000	CR10SW-6001	CR15SW-6002	CR20SW-6003	CR25SW-6004	CR32SW-6005
F X F X F X F 1"1/2 SW	F X F X F X F 2" SW				
CR40SW	CR50SW				
CR40SW-6000	-				

RACCORDS SERIE 3000/6000

3000/6000 POUNDS SERVICE COUPLINGS

Te femelle zingué
(NPT) séries 3000 ou
6000 :



Female tee (NPT)
3000 or 6000 series :

F X F X F 1/8"	F X F X F 1/4"	F X F X F 3/8"	F X F X F 1/2"	F X F X F 3/4"	F X F X F 1"
TEF06Z	TEF08Z	TEF10Z	TEF15Z	TEF20Z	TEF25Z
-	TEF08-6000Z	TEF10-6000Z	TEF15-6000Z	TEF20-6000Z	TEF25-6000Z
F X F X F 1"1/4	F X F X F 1"1/2	F X F X F 2"	F X F X F 2"1/2	F X F X F 3"	F X F X F 4"
TEF32Z	TEF40Z	TEF50Z	TEF65Z	TEF80Z	TEF100Z
TEF32-6000Z	TEF40-6000Z	TEF50-6000Z	TEF65-6000Z	TEF80-6000Z	TEF100-6000Z

Te femelle (SW)
séries 3000 ou 6000 :

Female tee (SW)
3000 or 6000 series :

F X F X F 1/4"	F X F X F 3/8"	F X F X F 1/2"	F X F X F 3/4"	F X F X F 1"	F X F X F 1"1/4
TEF08SW	TEF10SW	TEF15SW	TEF20SW	TEF25SW	TEF32SW
TEF08SW-6000	TEF10SW-6000	TEF15SW-6000	TEF20SW-6000	TEF25SW-6000	TEF32SW-6000
F X F X F 1"1/2	F X F X F 2"	F X F X F 2"1/2	F X F X F 3"	F X F X F 4"	
TEF40SW	TEF50SW	TEF65SW	TEF80SW	TEF100SW	
TEF40SW-6000	TEF50SW-6000	TEF65SW-6000	TEF80SW-6000	TEF100SW-6000	

Te réduit femelle zingué
(NPT) séries 3000 ou 6000 :

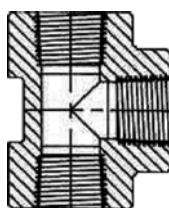
Female reduced tee (NPT)
3000 or 6000 series :

F 1/4" X F 1/8" X F 1/4"	F 3/8" X F 1/8" X F 3/8"	F 3/8" X F 1/4" X F 3/8"	F 1/2" X F 1/4" X F 1/2"	F 1/2" X F 3/8" X F 1/2"	F 3/4" X F 1/4" X F 3/4"
TERF0806Z	TERF1006Z	TERF1008Z	TERF1508Z	TERF1510Z	TERF2008Z
TERF0806-6000Z	-	TERF1008-6000Z	TERF1508-6000Z	TERF1510-6000Z	TERF2008-6000Z
F 3/4" X F 3/8" X F 3/4"	F 3/4" X F 1/2" X F 3/4"	F 1" X F 1/4" X F 1"	F 1" X F 3/8" X F 1"	F 1" X F 1/2" X F 1"	F 1" X F 3/4" X F 1"
TERF2010Z	TERF2015Z	TERF2508Z	TERF2510Z	TERF2515Z	TERF2520Z
TERF2010-6000Z	TERF2015-6000Z	TERF2508-6000Z	TERF2510-6000Z	TERF2515-6000Z	TERF2520-6000Z
F 1"1/4 X F 3/8" X F 1"1/4	F 1"1/4 X F 1/2" X F 1"1/4	F 1"1/4 X F 3/4" X F 1"1/4	F 1"1/4 X F 1" X F 1"1/4	F 1"1/2 X F 1/4" X F 1"1/2	F 1"1/2 X F 3/8" X F 1"1/2
TERF3210Z	TERF3215Z	TERF3220Z	TERF3225Z	TERF4008Z	TERF4010Z
-	TERF3215-6000Z	TERF3220-6000Z	TERF3225-6000Z	-	-
F 1"1/2 X F 1/2" X F 1"1/2	F 1"1/2 X F 3/4" X F 1"1/2	F 1"1/2 X F 1" X F 1"1/2	F 1"1/2 X F 1"1/4 X F	F 2" X F 1/4" X F 2"	F 2" X F 1/2" X F 2"
TERF4015Z	TERF4020Z	TERF4025Z	TERF4032Z	TERF5008Z	TERF5015Z
TERF4015-6000Z	TERF4020-6000Z	TERF4025-6000Z	TERF4032-6000Z	-	TERF5015-6000Z
F 2" X F 3/4" X F 2"	F 2" X F 1" X F 2"	F 2" X F 1"1/4 X F 2"	F 2" X F 1"1/2 X F 2"	F 2"1/2 X F 1" X F 2"1/2	F 2"1/2 X F 1"1/2 X F
TERF5020Z	TERF5025Z	TERF5032Z	TERF5040Z	TERF6525Z	TERF6540Z
TERF5020-6000Z	TERF5025-6000Z	TERF5032-6000Z	TERF5040-6000Z	-	TERF6540-6000Z
F 2"1/2 X F 2" X F 2"1/2	F 3" X F 1/2" X F 3"	F 3" X F 3/4" X F 3"	F 3" X F 1" X F 3"	F 3" X F 1"1/2 X F 3"	F 3" X F 2" X F 3"
TERF6550Z	TERF8015Z	TERF8020Z	TERF8025Z	TERF8040Z	TERF8050Z
-	-	-	TERF8025-6000Z	TERF8040-6000Z	TERF8050-6000Z
F 3" X F 2"1/2 X F 3"	F 4" X F 1" X F 4"	F 4" X F 2" X F 4"	F 4" X F 2"1/2 X F 4"	F 4" X F 3" X F 4"	
TERF8065Z	TERF10025Z	TERF10050Z	TERF10065Z	TERF10080Z	
TERF8065-6000Z	-	TERF10050-6000Z	-	-	

RACCORDS SERIE 3000/6000

3000/6000 POUNDS SERVICE COUPLINGS

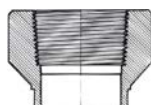
Te réduit femelle (SW)
séries 3000 ou 6000 :



Female reduced tee (NPT)
3000 or 6000 series:

F 1/4" X F 1/8" X F 1/4"	F 3/8" X F 1/4" X F 3/8"	F 1/2" X F 1/4" X F 1/2"	F 1/2" X F 3/8" X F 1/2"	F 3/4" X F 1/4" X F 3/4"	F 3/4" X F 3/8" X F 3/4"
-	-	TERF1508SW	TERF1510SW	TERF2008SW	TERF2010SW
TERF0806SW- 6000	TERF1008SW- 6000	TERF1508SW- 6000	TERF1510SW- 6000	TERF2008SW- 6000	TERF2010SW- 6000
F 3/4" X F 1/2" X F 3/4"	F 1" X F 1/4" X F 1"	F 1" X F 3/8" X F 1"	F 1" X F 1/2" X F 1"	F 1" X F 3/4" X F 1"	F 1"1/4 X F 1/4" X F 1"1/4
TERF2015SW	TERF2508SW	TERF2510SW	TERF2515SW	TERF2520SW	TERF3208SW
TERF2015SW- 6000	TERF2508SW- 6000	TERF2510SW- 6000	TERF2515SW- 6000	TERF2520SW- 6000	-
F 1"1/4 X F 3/8" X F 1"1/4	F 1"1/4 X F 1/2" X F 1"1/4	F 1"1/4 X F 3/4" X F 1"1/4	F 1"1/4 X F 1" X F 1"1/4	F 1"1/2 X F 1/4" X F 1"1/2	F 1"1/2 X F 3/8" X F 1"1/2
TERF3210SW	TERF3215SW	TERF3220SW	TERF3225SW	TERF4008SW	TERF4010SW
-	TERF3215SW- 6000	TERF3220SW- 6000	TERF3225SW- 6000	-	-
F 1"1/2 X F 1/2" X F 1"1/2	F 1"1/2 X F 3/4" X F 1"1/2	F 1"1/2 X F 1" X F 1"1/2	F 1"1/2 X F 1"1/4 X F	F 2" X F 1/2" X F 2"	F 2" X F 3/4" X F 2"
TERF4015SW	TERF4020SW	TERF4025SW	TERF4032SW	TERF5015SW	TERF5020SW
TERF4015SW- 6000	TERF4020SW- 6000	TERF4025SW- 6000	TERF4032SW- 6000	TERF5015SW- 6000	TERF5020SW- 6000
F 2" X F 1" X F 2"	F 2" X F 1"1/4 X F 2"	F 2" X F 1"1/2 X F 2"	F 2"1/2 X F 3/4" X F 2"1/2	F 2"1/2 X F 1" X F 2"1/2	F 2"1/2 X F 1"1/4 X F
TERF5025SW	TERF5032SW	TERF5040SW	TERF6520SW	TERF6525SW	TERF6532SW
TERF5025SW- 6000	TERF5032SW- 6000	TERF5040SW- 6000	-	-	-
F 2"1/2 X F 1"1/2 X F	F 2"1/2 X F 2" X F 2"1/2	F 3" X F 1/2" X F 3"	F 3" X F 1" X F 3"	F 3" X F 1"1/2 X F 3"	F 3" X F 2" X F 3"
TERF6540SW	TERF6550SW	TERF8015SW	TERF8025SW	TERF8040SW	TERF8050SW
TERF6540SW- 6000	TERF6550SW- 6000	-	TERF8025SW- 6000	TERF8040SW- 6000	TERF8050SW- 6000
F 3" X F 2"1/2 X F 3"	F 4" X F 2" X F 4"	F 4" X F 3" X F 4"			
TERF8065SW	TERF10050SW	TERF10080SW			
TERF8065SW- 6000	TERF10050SW- 6000	TERF10080SW- 6000			

Bossage femelle (NPT)
x à souder (SW)
séries 3000 & 6000 :



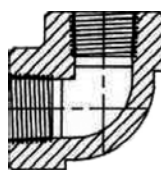
Welding boss
female (NPT) x SW
3000 & 6000 series:

F 1/4" X BW	F 3/8" X BW	F 1/2" X BW	F 3/4" X BW	F 1" X BW	F 1"1/4 X BW
BOS08	BOS10	BOS15	BOS20	BOS25	BOS32
F 1"1/2 X BW	F 2" X BW				
BOS40	BOS50				

RACCORDS SERIE 3000/6000

3000/6000 POUNDS SERVICE COUPLINGS

**Coude taraudé 90°
femelle zingué (NPT)
séries 3000 ou 6000 :**



**90° elbow (NPT)
3000 or 6000 series:**

F 1/8" X F 1/8" CFF06Z	F 1/4" X F 1/4" CFF08Z	F 3/8" X F 3/8" CFF10Z	F 1/2" X F 1/2" CFF15Z	F 3/4" X F 3/4" CFF20Z	F 1" X F 1" CFF25Z
-	CFF08-6000Z	CFF10-6000Z	CFF15-6000Z	CFF20-6000Z	CFF25-6000Z
F 1"1/4 X F 1"1/4 CFF32Z	F 1"1/2 X F 1"1/2 CFF40Z	F 2" X F 2" CFF50Z	F 2"1/2 X F 2"1/2 CFF65Z	F 3" X F 3" CFF80Z	F 4" X F 4" CFF100Z
CFF32-6000Z	CFF40-6000Z	CFF50-6000Z	CFF65-6000Z	CFF80-6000Z	CFF100-6000Z

**Coude à souder 90° femelle
(SW) séries 3000 ou 6000 :**

**90° elbow (SW)
3000 or 6000 series:**

F 1/4" X F 1/4" CFF08SW	F 3/8" X F 3/8" CFF10SW	F 1/2" X F 1/2" CFF15SW	F 3/4" X F 3/4" CFF20SW	F 1" X F 1" CFF25SW	F 1"1/4 X F 1"1/4 CFF32SW
CFF08SW-6000	CFF10SW-6000	CFF15SW-6000	CFF20SW-6000	CFF25SW-6000	CFF32SW-6000
F 1"1/2 X F 1"1/2 CFF40SW	F 2" X F 2" CFF50SW	F 2"1/2 X F 2"1/2 CFF65SW	F 3" X F 3" CFF80SW	F 4" X F 4" CFF100SW	
CFF40SW-6000	CFF50SW-6000	CFF65SW-6000	CFF80SW-6000	CFF100SW-6000	

**Coude taraudé 45°
femelle zingué (NPT)
séries 3000 ou 6000 :**

**45° elbow (NPT)
3000 or 6000 series:**

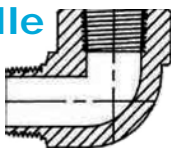
F 1/8" X F 1/8" CFF0645Z	F 1/4" X F 1/4" CFF0845Z	F 3/8" X F 3/8" CFF1045Z	F 1/2" X F 1/2" CFF1545Z	F 3/4" X F 3/4" CFF2045Z	F 1" X F 1" CFF2545Z
-	CFF0845-6000Z	CFF1045-6000Z	CFF1545-6000Z	CFF2045-6000Z	CFF2545-6000Z
F 1"1/4 X CFF3245Z	F 1"1/2 X CFF4045Z	F 2" X F 2" CFF5045Z	F 2"1/2 X CFF6545Z	F 3" X F 3" CFF8045Z	F 4" X F 4" CFF10045Z
CFF3245-6000Z	CFF4045-6000Z	CFF5045-6000Z	CFF6545-6000Z	CFF8045-6000Z	CFF10045-6000Z

**Coude à souder 45° femelle
(SW) séries 3000 ou 6000 :**

**45° elbow (SW)
3000 or 6000 series:**

F 1/4" X F 1/4" CFF0845SW	F 3/8" X F 3/8" CFF1045SW	F 1/2" X F 1/2" CFF1545SW	F 3/4" X F 3/4" CFF2045SW	F 1" X F 1" CFF2545SW	F 1"1/4 X CFF3245SW
CFF0845SW-6000	CFF1045SW-6000	CFF1545SW-6000	CFF2045SW-6000	CFF2545SW-6000	CFF3245SW-6000
F 1"1/2 X CFF4045SW	F 2" X F 2" CFF5045SW	F 2"1/2 X CFF6545SW	F 3" X F 3" CFF8045SW	F 4" X F 4" CFF10045SW	
CFF4045SW-6000	CFF5045SW-6000	CFF6545SW-6000	CFF8045SW-6000	CFF10045SW-6000	

**Coude 90° mâle x femelle
zingué (NPT) série
3000 uniquement :**



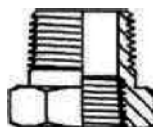
**90° street elbow (NPT)
3000 serie only :**

M 1/4" X F 1/4" CMF08Z	M 3/8" X F 3/8" CMF10Z	M 1/2" X F 1/2" CMF15Z	M 3/4" X F 3/4" CMF20Z	M 1" X F 1" CMF25Z	M 1"1/4 X F 1"1/4 CMF32Z
M 1"1/2 X F 1"1/2 CMF40Z	M 2" X F 2" CMF50Z				

RACCORDS SERIE 3000/6000

3000/6000 POUNDS SERVICE COUPLINGS

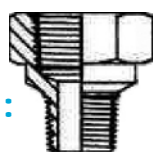
Réduction mâle x
femelle zinguée (NPT)
séries 3000 & 6000 :



Male x Female bushings
3000 & 6000 series :

M 1/4" X F 1/8"	M 3/8" X F 1/8"	M 3/8" X F 1/4"	M 1/2" X F 1/8"	M 1/2" X F 1/4"	M 1/2" X F 3/8"
RMF0806Z	RMF1006Z	RMF1008Z	RMF1506Z	RMF1508Z	RMF1510Z
M 3/4" X F 1/8"	M 3/4" X F 1/4"	M 3/4" X F 3/8"	M 3/4" X F 1/2"	M 1" X F 1/4"	M 1" X F 3/8"
RMF2006Z	RMF2008Z	RMF2010Z	RMF2015Z	RMF2508Z	RMF2510Z
M 1" X F 1/2"	M 1" X F 3/4"	M 1"1/4 X F 1/8"	M 1"1/4 X F 1/4"	M 1"1/4 X F 3/8"	M 1"1/4 X F 1/2"
RMF2515Z	RMF2520Z	RMF3206Z	RMF3208Z	RMF3210Z	RMF3215Z
M 1"1/4 X F 3/4"	M 1"1/4 X F 1"	M 1"1/2 X F 1/8"	M 1"1/2 X F 1/4"	M 1"1/2 X F 3/8"	M 1"1/2 X F 1/2"
RMF3220Z	RMF3225Z	RMF4006Z	RMF4008Z	RMF4010Z	RMF4015Z
M 1"1/2 X F 3/4"	M 1"1/2 X F 1"	M 1"1/2 X F 1"1/4"	M 2" X F 1/4"	M 2" X F 3/8"	M 2" X F 1/2"
RMF4020Z	RMF4025Z	RMF4032Z	RMF5008Z	RMF5010Z	RMF5015Z
M 2" X F 3/4"	M 2" X F 1"	M 2" X F 1"1/4"	M 2" X F 1"1/2"	M 2"1/2 X F 1/4"	M 2"1/2 X F 1/2"
RMF5020Z	RMF5025Z	RMF5032Z	RMF5040Z	RMF6508Z	RMF6515Z
M 2"1/2 X F 3/4"	M 2"1/2 X F 1"	M 2"1/2 X F 1"1/4"	M 2"1/2 X F 1"1/2"	M 2"1/2 X F 2"	M 3" X F 1/2"
RMF6520Z	RMF6525Z	RMF6532Z	RMF6540Z	RMF6550Z	RMF8015Z
M 3" X F 3/4"	M 3" X F 1"	M 3" X F 1"1/4"	M 3" X F 1"1/2"	M 3" X F 2"	M 3" X F 2"1/2"
RMF8020Z	RMF8025Z	RMF8032Z	RMF8040Z	RMF8050Z	RMF8065Z
M 4" X F 1/2"	M 4" X F 3/4"	M 4" X F 1"	M 4" X F 1"1/2"	M 4" X F 2"	M 4" X F 2"1/2"
RMF10015Z	RMF10020Z	RMF10025Z	RMF10040Z	RMF10050Z	RMF10065Z
M 4" X F 3"					
RMF10080Z					

Réduction femelle x
mâle zinguée (NPT)
série 3000 uniquement :



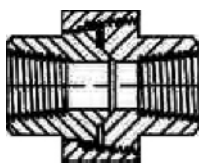
Female x Male bushings
(Only S3000) :

F 1/4" X M 1/8"	F 3/8" X M 1/4"	F 1/2" X M 1/8"	F 1/2" X M 1/4"	F 1/2" X M 3/8"	F 3/4" X M 1/8"
RFM0806Z	RFM1008Z	RFM1506Z	RFM1508Z	RFM1510Z	RFM2006Z
F 3/4" X M 1/4"	F 3/4" X M 3/8"	F 3/4" X M 1/2"	F 1" X M 1/4"	F 1" X M 3/8"	F 1" X M 1/2"
RFM2008Z	RFM2010Z	RFM2015Z	RFM2508Z	RFM2510Z	RFM2515Z
F 1" X M 3/4"	F 1"1/4 X M 1/2"	F 1"1/4 X M 3/4"	F 1"1/4 X M 1"	F 1"1/2 X M 1/2"	F 1"1/2 X M 3/4"
RFM2520Z	RFM3215Z	RFM3220Z	RFM3225Z	RFM4015Z	RFM4020Z
F 1"1/2 X M 1"	F 1"1/2 X M 1"1/4"	F 2" X M 1/2"	F 2" X M 3/4"	F 2" X M 1"	F 2" X M 1"1/4"
RFM4025Z	RFM4032Z	RFM5015Z	RFM5020Z	RFM5025Z	RFM5032Z
F 2" X M 1"1/2"					
RFM5040Z					

RACCORDS SERIE 3000/6000

3000/6000 POUNDS SERVICE COUPLINGS

**Raccord union
tarudé femelle x
femelle (NPT)
séries 3000 ou 6000 :**



**Female x female (NPT)
union
3000 or 6000 series :**

F 1/4" X F 1/4"	F 3/8" X F 3/8"	F 1/2" X F 1/2"	F 3/4" X F 3/4"	F 1" X F 1"	F 1"1/4 X F 1"1/4
UFF08	UFF10	UFF15	UFF20	UFF25	UFF32
UFF08-6000	UFF10-6000	UFF15-6000	UFF20-6000	UFF25-6000	UFF32-6000
F 1"1/2 X F 1"1/2	F 2" X F 2"	F 2"1/2 X F 2"1/2	F 3" X F 3"	F 4" X F 4"	
UFF40	UFF50	UFF65	UFF80	UFF100	
UFF40-6000	UFF50-6000	-	-	-	

**Raccord union à souder
femelle x femelle (SW)
séries 3000 ou 6000 :**

**Female x female (SW)
union
3000 or 6000 series :**

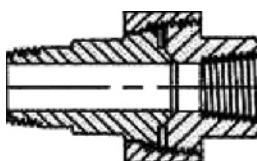
F 1/4" X F 1/4"	F 3/8" X F 3/8"	F 1/2" X F 1/2"	F 3/4" X F 3/4"	F 1" X F 1"	F 1"1/4 X F 1"1/4
UFF08SW	UFF10SW	UFF15SW	UFF20SW	UFF25SW	UFF32SW
UFF08SW-6000	UFF10SW-6000	UFF15SW-6000	UFF20SW-6000	UFF25SW-6000	UFF32SW-6000
F 1"1/2 X F 1"1/2	F 2" X F 2"	F 2"1/2 X F 2"1/2	F 3" X F 3"	F 4" X F 4"	
UFF40SW	UFF50SW	UFF65SW	UFF80SW	UFF100SW	
UFF40SW-6000	UFF50SW-6000	-	-	-	

**Raccord union femelle (NPT)
x femelle (SW)
séries 3000 uniquement :**

**Female (NPT) x female (SW)
union
3000 serie only :**

F 1/4" X F SW	F 3/8" X F SW	F 1/2" X F SW	F 3/4" X F SW	F 1" X F SW	F 1"1/4 X F SW
UFF08NPTSW	UFF10NPTSW	UFF15NPTSW	UFF20NPTSW	UFF25NPTSW	UFF32NPTSW
F 1"1/2 X F SW	F 2" X F SW				
UFF40NPTSW	UFF50NPTSW				

**Raccord union
mâle x femelle
(NPT) séries
3000 uniquement :**



**Male x female (NPT)
union
3000 serie only :**

M 1/4" X F 1/4"	M 3/8" X F 3/8"	M 1/2" X F 1/2"	M 3/4" X F 3/4"	M 1" X F 1"	M 1"1/4 X F 1"1/4
UMF08	UMF10	UMF15	UMF20	UMF25	UMF32
M 1"1/2 X F 1"1/2	M 2" X F 2"				
UMF40	UMF50				

**Raccord union mâle (NPT) x
femelle (SW)
séries 3000 uniquement :**

**Male (NPT) x female (SW)
union
3000 serie only :**

M 1/4" X F SW	M 3/8" X F SW	M 1/2" X F SW	M 3/4" X F SW	M 1" X F SW	M 1"1/4 X F
UMF08NPTSW	UMF10NPTSW	UMF15NPTSW	UMF20NPTSW	UMF25NPTSW	UMF32NPTSW
M 1"1/2 X F	M 2" X F SW				
UMF40NPTSW	UMF50NPTSW				